

Boiler Globe Stop Valve

Description

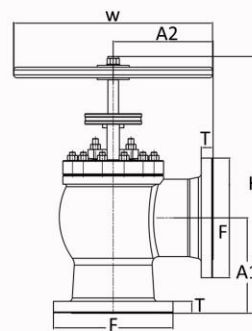
The valves in this range are ideally suitable for boiler stop valve and also general purpose stop/regulating valve duties. The combination of simple design, high quality materials, and high standard of production results in an easily maintained valve, capable of long and efficient service under high load conditions.



Sizes and pipe connections

Size	Flanges dimensions					A1	A2	W	H (open)
	BS 10 table F & table H								
	F	T	N	O	P				
2 ½"	184	20	8	18	146	148	148	175	358
3"	203	22	8	18	165	155.5	180	175	414
4"	228	25	8	18	190	199	206	199	465
5"	280	25	8	22	235	222	228	230	546
7"	337	28	12	22	292	265	279	557	698
8"	368	30	12	22	324	278.5	276	557	758
10"	432	41	12	25	380	348	366	557	889.5
14"	550	38	12	25	495	425	425	557	1397

Dimensions are approximate and in mm.



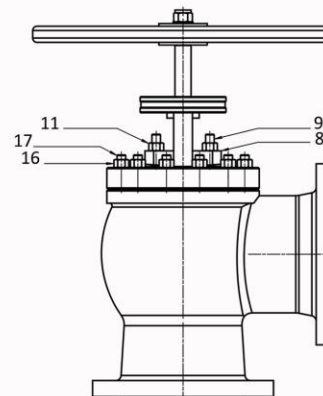
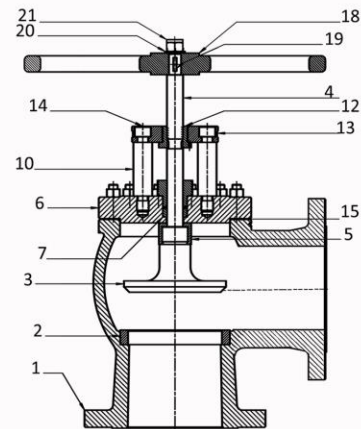
Limiting Conditions

Body mat.	Temperature(°C)	-10 to 120	150	180	200	220	250	260
Cast iron	Pressure (bar)	16	16	16	13.5	11.3	8	7
Cast steel	Pressure (bar)	40	38.5	34	30	25.5	19.5	17.5

Boiler Globe Stop Valve

Material

Num.	Part Name	Material	
1	Body	Cast steel A216-WCB	Cast Iron (GG25)
2	Seat ring	Stainless steel	
3	Disk	Bronze	
4	Stem	Stainless steel	
5	Disk nut	Brass	
6	Bonnet	ST52	
7	Packing	PTFE	
8	Gland flange	Bronze	
9	Gland flange stud	Steel	
10	Yoke pedestal	ST37	
11	Gland flange nut	Steel	
12	Yoke bushing	Brass	
13	Yoke	ST52	
14	Yoke screw	Steel	
15	Gasket	Compress fiber with binder	
16	Bonnet nut	Steel	
17	Bonnet stud	Steel	
18	Hand wheel	Cast iron (GG25)	
19	Hand wheel woodruff key	Steel	
20	Hand wheel washer	Steel	
21	Hand wheel nut	Steel	
22	Serial No. plaque	Stainless steel	



How to order

connection size

working pressure & temperature: (bar,C)